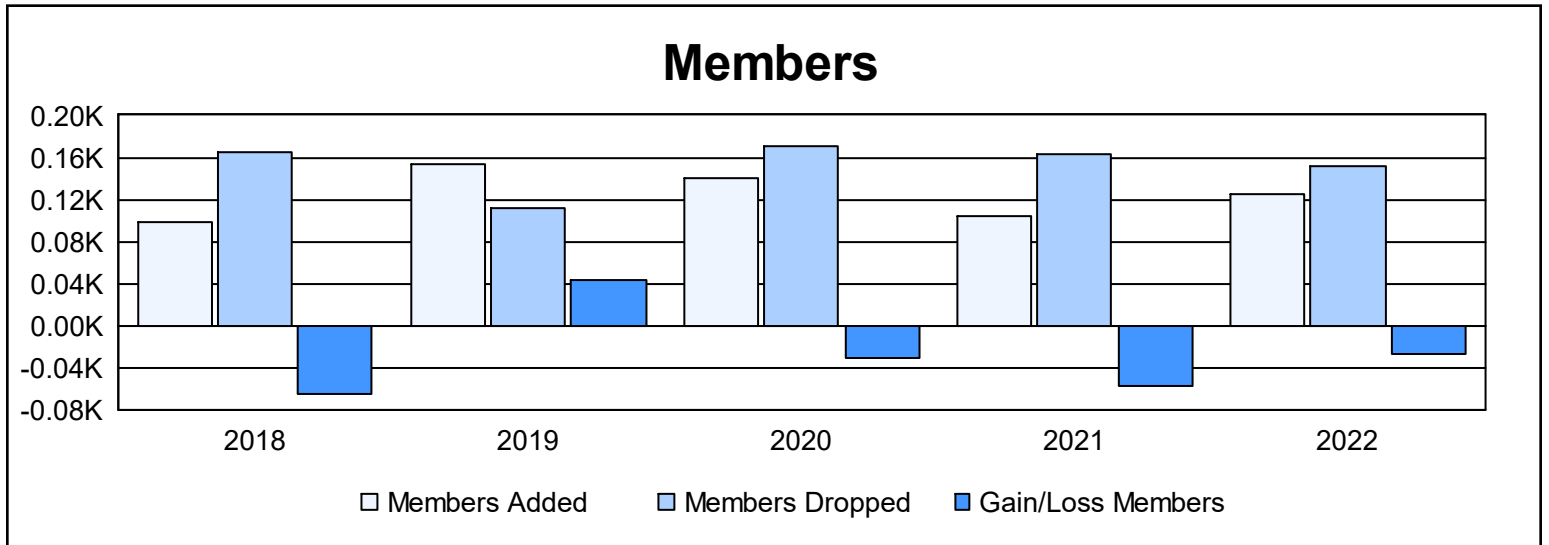
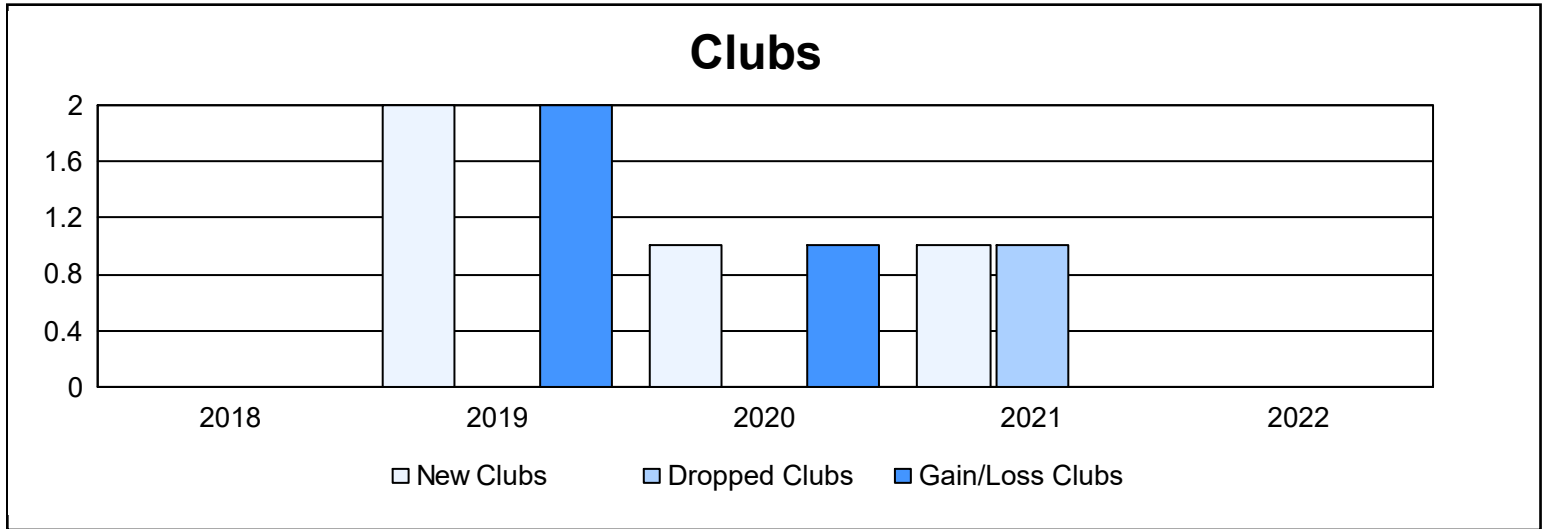
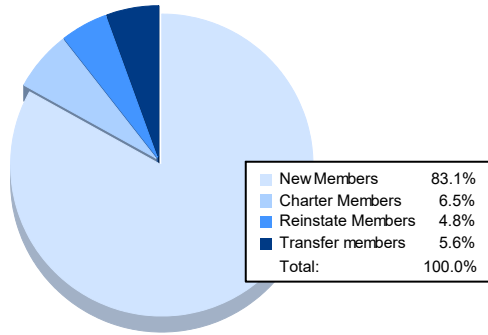


Year	New Clubs	Dropped Clubs	Gain/ Loss Clubs	New Members	Charter Members	Reinstate Members	Transfer Members	Total Member Added	Total Members Dropped	Gain/ Loss Members
2017-2018	0	0	0	90	0	5	4	99	164	-65
2018-2019	2	0	2	81	54	7	12	154	111	43
2019-2020	1	0	1	76	25	30	9	140	170	-30
2020-2021	1	1	0	60	27	4	13	104	162	-58
2021-2022	0	0	0	103	8	6	7	124	152	-28
<b>Average</b>	<b>1</b>	<b>0</b>	<b>1</b>	<b>82</b>	<b>23</b>	<b>10</b>	<b>9</b>	<b>124</b>	<b>152</b>	<b>-28</b>



### Membership Composition June 2022 Cumulative



### Gender Composition June 2022 Cumulative

